

FG & CA

Electroplated diamond instruments and carbide instruments

Date of issue: 09.09.2013
Last revision date: 17.12.2019



*Examples

CONTENT

1. User group	2
2. Target patient group	2
3. Materials / Components	2
4. Product description	2
5. Indication	2
6. Contraindication	2
7. Application mode	2
8. Speed specification	3
9. Frequency benchmark for the application of rotary instruments	3
10. Reprocessing	3
11. Storage	3
12. Protective measures / Warnings	3
13. Residual risks	4
14. Traceability	4
15. Disposal	4
16. Notification to competent authorities	4
17. Explanation of symbols	5

FG & CA

Electroplated diamond instruments and carbide instruments

Date of issue: 09.09.2013
Last revision date: 17.12.2019

1. User group

The instruments may only be used by appropriately qualified personnel in dental surgery or clinics.

- Maxillo-facial surgeons / dental/oral surgeons
- Dentist
- Orthodontist

2. Target patient group

Patients with dental medical indications in the area of the described indications and applications.

3. Materials / Components

- Solid carbide instruments
- Instruments with carbide working piece (corrosion-resistant steel shank, martensitic / CrS)
- Medical grade steel instruments (corrosion-resistant steel, martensitic / CrS) with diamond coating
 - Even two-layer coating, Piranhas with three-layer coating (natural or synthetic diamond)

Additional coating: gold plating

4. Product description

Electroplated diamond instruments

FG / CA diamonds, FG Turbo Laser, FG Turbo Comp, FG Redux, FG Piranhas, Diafutur®, Ultra-Light, Instrument for trepanating zirconia, FG diamonds for zirconia, Crown cutter zirconia, Crossy, Wonder Ball, Perio diamonds

Carbide instruments

FG / CA carbides (Amal Cut, Kario Cut, Crown cutters carbide), Instruments for periodontics, Orthodontic carbide bur

5. Indication

- Treatment of carious teeth
- Tooth preparation for prosthetic treatment
- Removal of fillings (Amalgam, composites, etc.) from already restored teeth
- Removal of denture
- Separating of teeth or denture
- Removal of residual adhesives (Orthodontic carbide bur)

6. Contraindication

- The instruments may not be used for any other than the described indication or application area.
- Excessive temperatures due to insufficient water cooling must be avoided (possible damage of pulp)
- The indicated speed may not be exceeded (risk of fracture/injury)
- Jamming or using the instrument as a lever must be avoided (risk of fracture/injury)
- Processing of soft materials must be avoided

7. Application mode

- Insert the instrument into the turbine/handpiece as deeply as possible. (There is a risk of injury if not inserted deeply enough!)
- For best results observe the recommended speeds as per the attached chart
- Insert the instrument into the mouth prior to rotation to avoid risk of injury
- Instrument must be rotating before touching the tooth or the dental material
- Water cooling of min. 50ml/min is compulsory for tooth preparation
- We recommend water cooling of min. 150ml/min for instruments with a head diameter of 3,1mm or larger
- Contact pressure and speed (rpm) depend on the material (tooth hardness, etc.) and the drive unit. Contact pressure and speed (rpm) are inversely related, i.e. the higher the speed the lower the pressure. Please observe the instructions for use and recommendations of the handpiece or turbine manufacturer.


FG & CA

Electroplated diamond instruments and carbide instruments


Date of issue: 09.09.2013
Last revision date: 17.12.2019

8. Speed specification

Maximum speed for electroplated diamond instruments

Connection type	Instrument	 Speed
FG	Diamonds (Turbo Laser, Turbo Comp, Redux), FG Piranhas, Diafutur®, Ultra-Light, Zirconia trepanator, FG diamonds for zirconia, Crown cutter zirconia, Crossy, Wonder Ball	30' – 300.000 rpm
RA / CA	Diamonds	30' – 150.000 rpm
RA / CA	Perio diamonds	30' – 60.000 rpm

Maximum speed for carbide instruments

Connection type	Instrument	 Speed
FG	Carbides, Amal Cut, Kario Cut, Crown cutter carbide	30' – 300.000 rpm
RA / CA	Carbides, Amal Cut	10' – 50.000 rpm
RA / CA	Orthodontic carbide bur	10' – 40.000 rpm
RA / CA	Kario Cut	10' – 20.000 rpm
RA / CA	Instruments for periodontics	3' – 12.000 rpm

9. Frequency benchmark for the application of rotary instruments

The following values serve as a reference only; the actual service life may differ depending on the application, usage and material but must not exceed the maximum number of reprocessing cycles.

- Diamond instruments **30x**
- Carbide instruments **20x**

10. Reprocessing

For reprocessing (cleaning, disinfection and sterilization) see the separate instructions for reprocessing.

11. Storage

- Do not store instruments in plastic pouches (damaged pouches can cause contamination of the instruments)
- Store in dry conditions



12. Protective measures / Warnings

Protect yourself by wearing appropriate protective gear (gloves, goggles, mask)

FG & CA

Electroplated diamond instruments and carbide instruments

Date of issue: 09.09.2013

Last revision date: 17.12.2019

13. Residual risks

Possible residual risks are fracture or deformation due to gross faulty handling or contamination due to inappropriate sterilization which may lead to harm of the patient, user or third persons.

The Diamonds of the electroplated instruments are embedded into a nickel layer. Using diamond instruments whose diamond coating has already been used up or disappeared may result in an intro-oral nickel contamination resulting in possible sensitive reactions of the patient. No allergic reactions have been reported when instruments are used correctly.

In addition, there are the following further residual risks with regard to possible foreseeable application errors, which may result in harm to the patient:

- Incorrect use of speed (too low/too high)
- Contraindicated applications
- Missing / insufficient water cooling

These residual risks are highly unlikely and are not expected in case of appropriate use and handling over the lifecycle of the instrument.

14. Traceability

We recommend keeping the original packaging over the entire lifetime of the instrument in order to ensure traceability via the lot number.

15. Disposal

Used and/or defective instruments need to be sterilized before disposal to avoid transmission of germs. Please be careful with sharp edges or tips.

After sterilization instruments can be discarded with general clinical waste.

16. Notification to competent authorities

Competent national authorities and the manufacturer need to be notified about all serious incidents occurring in the context of the product without delay.



DFS-Diamon GmbH
Ländenstraße 1
93339 Riedenburg
Germany










CE 0297

FG & CA

Electroplated diamond instruments and carbide instruments

Date of issue: 09.09.2013
Last revision date: 17.12.2019

17. Explanation of symbols

Pictogram	Standard / Directive	Explanation
	EU RL 93/42/EWG (MDD)	Proof of product conformity with the mentioned European directive/regulation and the identification number of the notified body having confirmed this product conformity.
	DIN EN ISO 15223-1 (Reference number 5.1.1)	Manufacturer
	DIN EN ISO 15223-1 (Reference number 5.1.3)	Date of manufacture
	DIN EN ISO 15223-1 (Reference number 5.4.3)	Observe instructions for use
	DIN EN ISO 15223-1 (Reference number 5.3.4)	Keep dry
	DIN EN ISO 15223-1 (Reference number 5.4.4)	Caution!
	DIN EN ISO 15223-1 (Reference number 5.1.6)	Article number
	DIN EN ISO 15223-1 (Reference number 5.1.5)	Batch code
	-	Medical device